

Scaled data based on original data using
LM-79-08 Approved Method: Electrical and Photometric Measurements of Solid-
State Lighting Products

Test Report Prepared for
Cooper Lighting Solutions
(formerly Eaton)

Brand: McGRAW-EDISON

Report Number: P949408

Luminaire Tested: **GALN-SB4A-935-U-5MQ**

Issue Date: 1/21/2025

Test Information

Test Method: LM-79-08
Report Number: P949408
TEST IS SCALED FROM IESNA LM-79-08 TEST DATA (G2-2411-289-20)
Test Lab: INNOVATION CENTER
Issue Date: 1/21/2025
Manufacturer: COOPER LIGHTING SOLUTIONS (FORMERLY EATON)
Product Line: MCGRAW-EDISON
Catalog Number: GALN-SB4A-935-U-5MQ
Description: GALLEON AREA AND ROADWAY HIGH DENSITY LED LUMINAIRE
(4) 90 CRI, 3500K, 350mA LIGHTSQUARES WITH 26 LEDS EACH AND TYPE V MEDIUM OPTICS
Light Source: -
Ballast/Driver: -

Summary

Lumens per Lamp: N/A
Luminaire Lumens: 13097 lumens
Efficiency: N/A
Efficacy: 114.9 lumens/watt
Luminous Opening: Rectangular (W 1' x L: 1' x H: 0')
IES Classification: Type V - Short
BUG Rating: B4 - U0 - G2

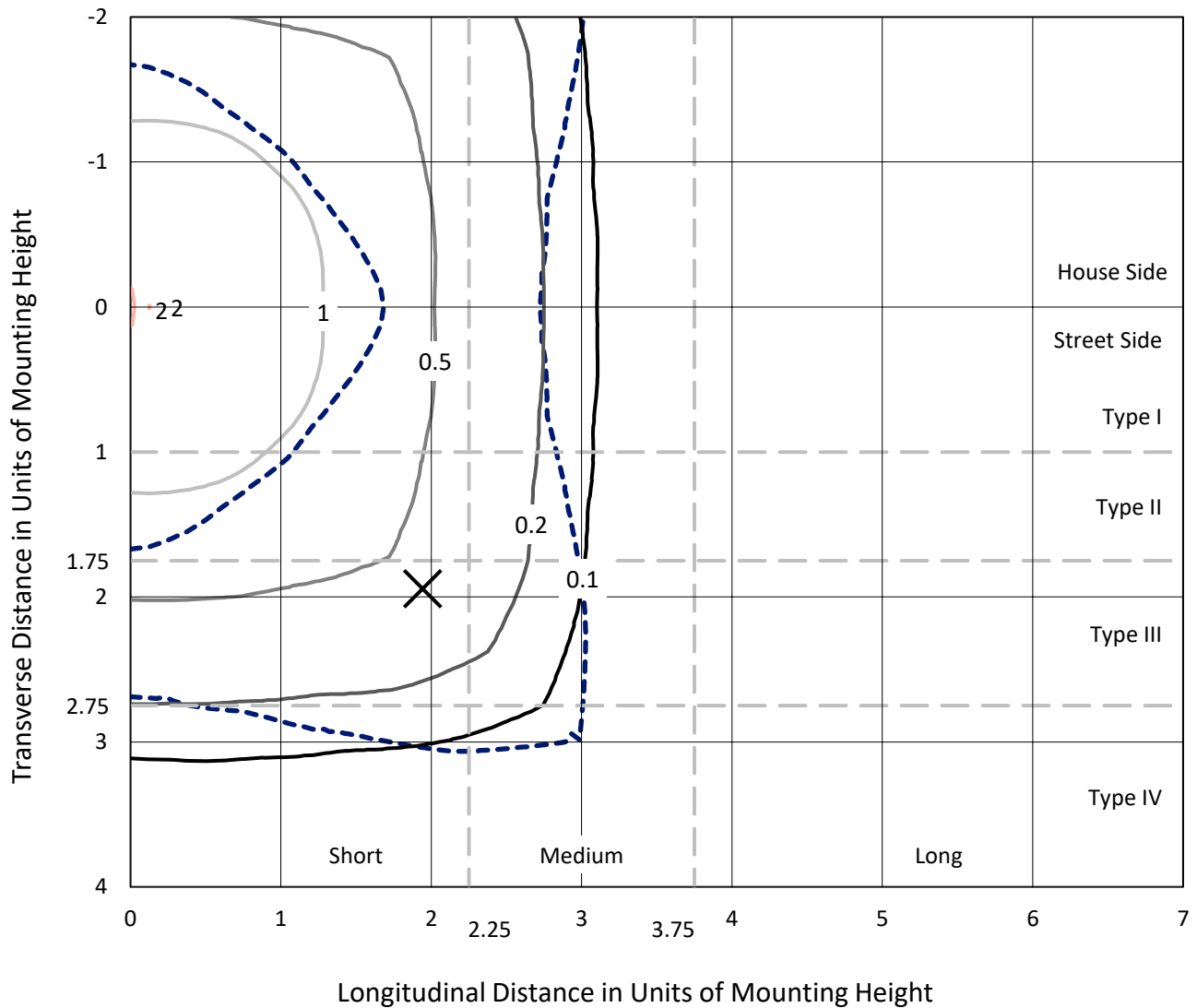
Input Watts (W): 114
Input Voltage (V): NR
Input Current (Ain): NR
Voltage Rise (V): NR
Power Factor: NR
Total Harmonic Distortion (THDi): NR
Frequency (hertz): 60
Stabilization Time: NR
Operation Time: NR
Ambient Temperature (°C): NR
Test Distance: 24 FT



REPORT NUMBER: P949408
 CATALOG NUMBER: GALN-SB4A-935-U-5MQ

Iso-Footcandle Lines of Horizontal Illumination

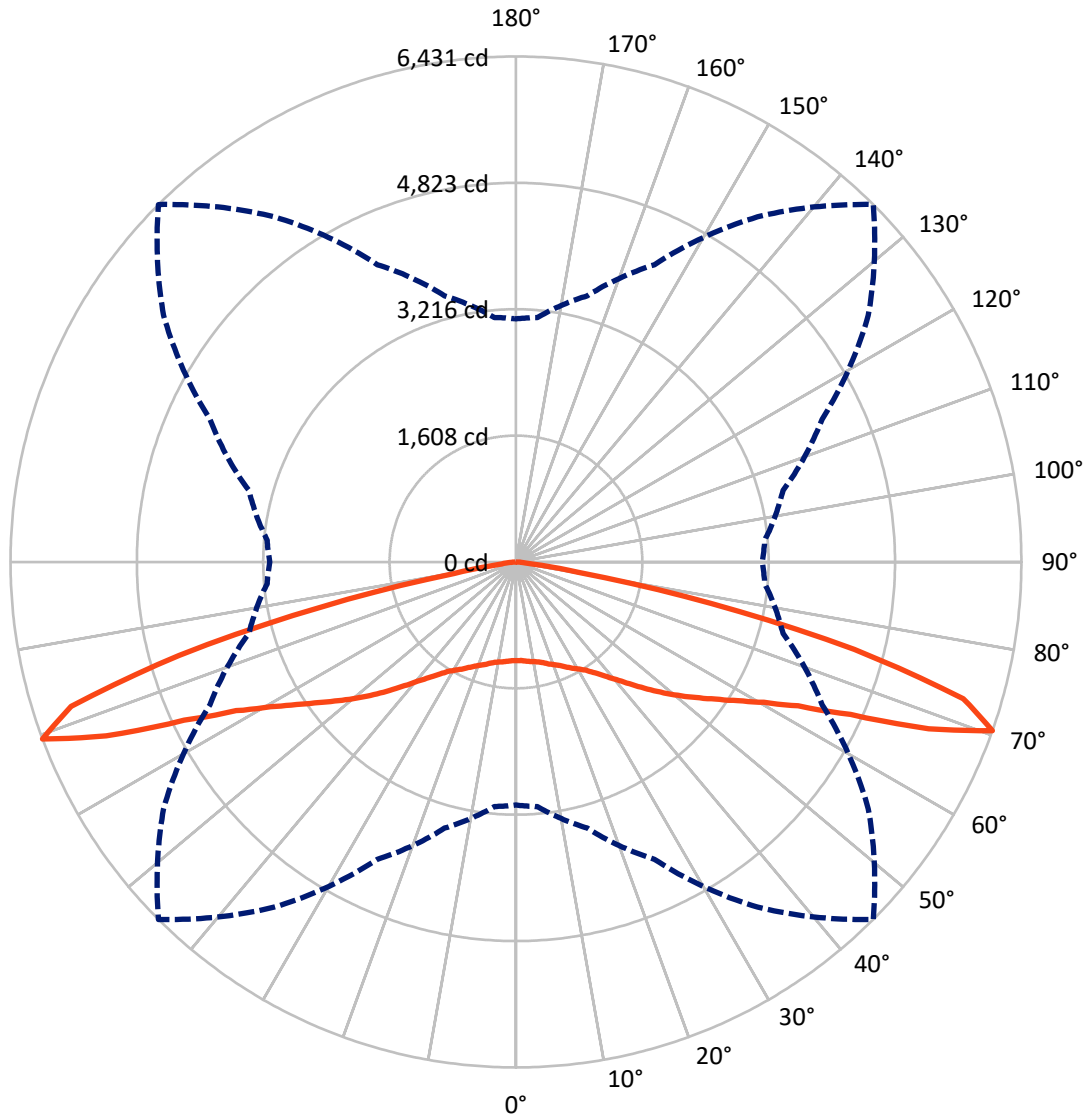
✕ Max cd
 - - - 1/2 Max cd



Based on 25 foot mounting height. Maximum calculated value = 2 fc
 Type V - Short - N/A

REPORT NUMBER: P949408
CATALOG NUMBER: GALN-SB4A-935-U-5MQ

Luminous Intensity Polar Plot



— Vertical Plane Through 45-Deg Lateral - - - Horizontal Cone Through 70-Deg Vertical

REPORT NUMBER: P949408

CATALOG NUMBER: GALN-SB4A-935-U-5MQ

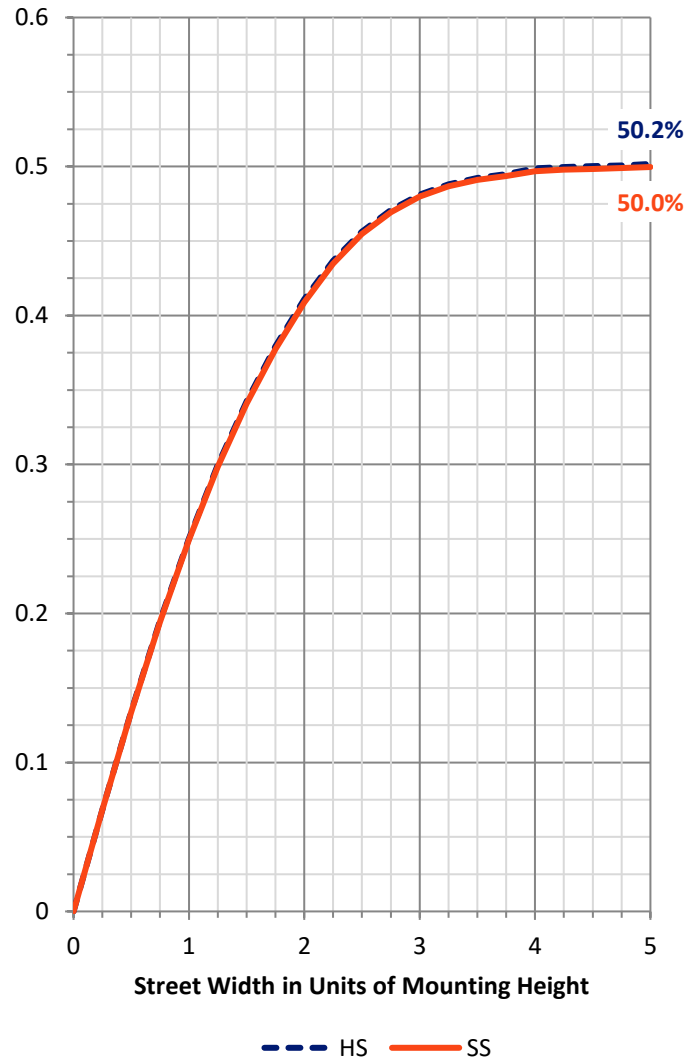
FLUX DISTRIBUTION:

		Downward	Upward	Total
House Side	Lumens	6548.5	0.0	6548.5
	% Fixture	50.0	0.0	50.0
Street Side	Lumens	6548.5	0.0	6548.5
	% Fixture	50.0	0.0	50.0
Total	Lumens	13097.0	0.0	13097.0
	% Fixture	100.0	0.0	100.0

Coefficient of Utilization

ZONAL LUMENS:

Zone	Lumens	% Fixture
0°-10°	121.9	0.9
10°-20°	377.9	2.9
20°-30°	675.4	5.2
30°-40°	1094.8	8.4
40°-50°	1783.3	13.6
50°-60°	2719.0	20.8
60°-70°	4044.9	30.9
70°-80°	2204.6	16.8
80°-90°	75.1	0.6
90°-100°	0.0	0.0
100°-110°	0.0	0.0
110°-120°	0.0	0.0
120°-130°	0.0	0.0
130°-140°	0.0	0.0
140°-150°	0.0	0.0
150°-160°	0.0	0.0
160°-170°	0.0	0.0
170°-180°	0.0	0.0
0°-90°	13097.0	100.0
0°-180°	13097.0	100.0



REPORT NUMBER: P949408

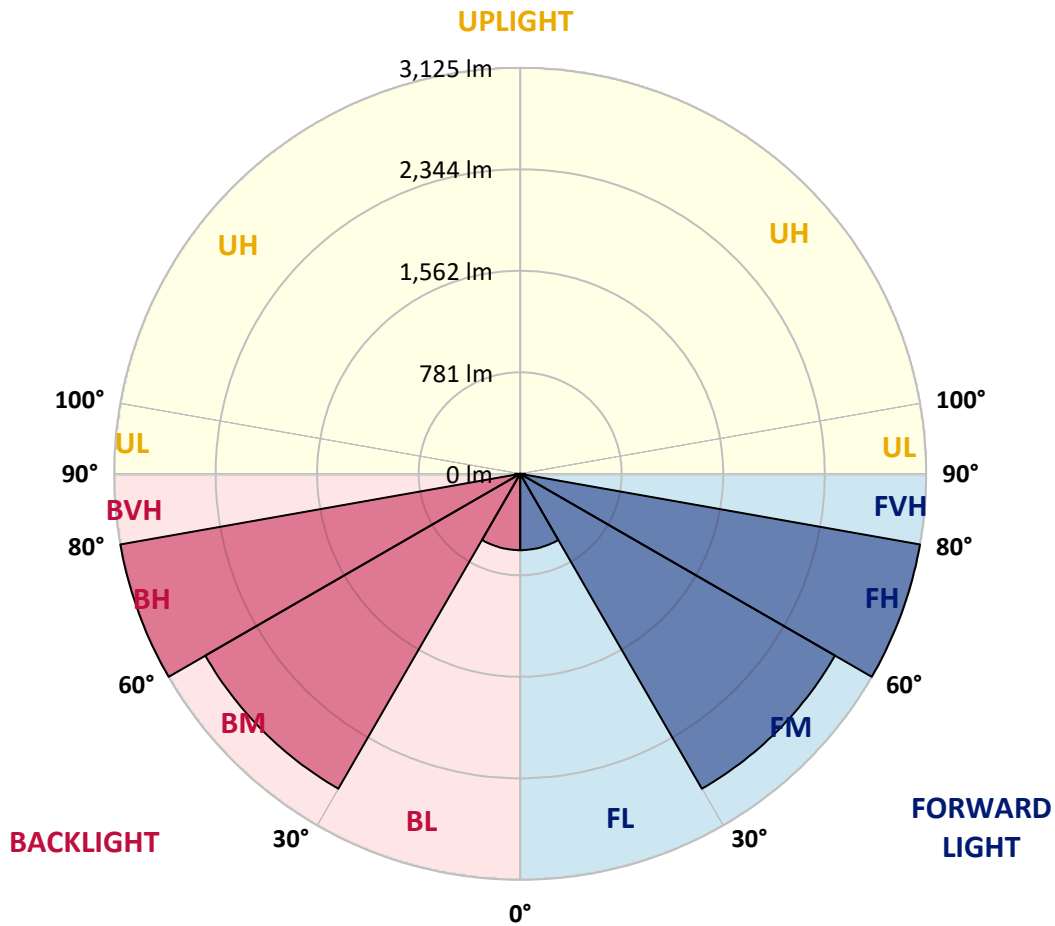
CATALOG NUMBER: GALN-SB4A-935-U-5MQ

LUMINAIRE CLASSIFICATION SYSTEM LUMEN TABLE AND BUG RATING:

Zone	Lumens	% Fixture	Zone Rating/Lumen Limit		
			B	U	G
FL (0°-30°)	587.6	4.5			
FM (30°-60°)	2798.6	21.4			
FH (60°-80°)	3124.8	23.9			G2/5000
FVH (80°-90°)	37.5	0.3			G1/100
BL (0°-30°)	587.6	4.5	B2/1000		
BM (30°-60°)	2798.6	21.4	B3/5000		
BH (60°-80°)	3124.8	23.9	B4/5000		G2/5000
BVH (80°-90°)	37.5	0.3			G1/100
UL (90°-100°)	0.0	0.0		U0/0	
UH (100°-180°)	0.0	0.0		U0/0	

BUG Rating: B4-U0-G2

Type V Short



REPORT NUMBER: P949408

CATALOG NUMBER: GALN-SB4A-935-U-5MQ

CANDELA DISTRIBUTION (FULL):

	0°	5°	15°	25°	35°	45°	55°	65°	75°	85°
0°	1254.6	1254.6	1254.6	1254.6	1254.6	1254.6	1254.6	1254.6	1254.6	1254.6
2.5°	1260.5	1261.8	1259.2	1257.8	1256.5	1254.6	1255.2	1258.5	1261.1	1260.5
5°	1271.0	1272.3	1270.3	1269.7	1267.1	1266.4	1266.4	1269.7	1271.7	1270.3
7.5°	1282.8	1284.8	1281.5	1280.9	1279.5	1278.2	1277.6	1280.9	1282.8	1282.8
10°	1294.0	1296.0	1293.4	1291.4	1290.1	1290.1	1288.7	1291.4	1294.7	1294.0
12.5°	1305.8	1307.2	1304.5	1303.2	1303.2	1305.2	1303.2	1304.5	1307.2	1305.8
15°	1320.3	1321.0	1320.3	1322.3	1325.6	1332.1	1326.2	1324.9	1326.2	1322.9
17.5°	1340.0	1341.4	1344.0	1348.6	1353.2	1365.0	1354.5	1351.2	1351.2	1344.6
20°	1364.4	1366.3	1370.3	1378.2	1384.1	1395.3	1384.7	1380.1	1378.2	1369.6
22.5°	1390.0	1393.3	1399.2	1409.7	1420.3	1430.8	1420.3	1412.4	1406.4	1395.3
25°	1419.6	1423.5	1432.7	1449.8	1464.3	1479.4	1466.9	1451.2	1439.3	1423.5
27.5°	1461.7	1466.3	1477.5	1498.5	1516.9	1530.1	1518.2	1497.8	1481.4	1462.3
30°	1520.9	1525.5	1538.6	1561.0	1573.5	1582.0	1574.1	1558.3	1538.6	1516.9
32.5°	1597.1	1603.0	1617.5	1638.6	1641.2	1642.5	1639.9	1632.0	1617.5	1591.2
35°	1693.8	1700.4	1716.8	1733.9	1731.3	1733.9	1729.9	1727.3	1716.8	1686.6
37.5°	1812.1	1820.0	1837.1	1850.3	1843.7	1840.4	1841.1	1841.7	1835.8	1802.3
40°	1949.6	1960.1	1972.6	1986.4	1975.2	1965.3	1971.9	1977.2	1971.9	1937.7
42.5°	2090.9	2106.1	2119.2	2138.9	2129.7	2117.2	2126.4	2132.4	2121.2	2084.4
45°	2248.1	2262.5	2279.6	2309.2	2302.7	2289.5	2302.7	2304.0	2284.9	2241.5
47.5°	2410.5	2425.6	2451.3	2490.7	2488.1	2473.6	2490.7	2481.5	2457.2	2405.2
50°	2564.3	2585.4	2624.8	2680.1	2685.3	2667.6	2690.6	2672.8	2632.1	2567.0
52.5°	2709.0	2731.4	2793.8	2868.8	2887.8	2864.8	2895.7	2864.8	2803.7	2720.2
55°	2860.9	2885.9	2960.2	3058.1	3096.3	3079.2	3108.1	3061.4	2974.6	2873.4
57.5°	3039.7	3054.9	3143.6	3260.0	3324.4	3328.4	3341.5	3262.6	3157.4	3042.4
60°	3233.7	3254.7	3351.4	3490.8	3592.7	3625.6	3611.8	3494.7	3372.4	3240.3
62.5°	3482.3	3505.3	3621.0	3788.0	3949.1	4030.6	3976.7	3807.1	3655.8	3497.4
65°	3688.1	3713.7	3922.8	4220.7	4513.9	4677.6	4542.2	4229.9	3957.6	3734.1
67.5°	3538.8	3570.4	3898.5	4445.5	5174.7	5663.3	5199.7	4512.6	3979.3	3676.2
70°	3093.0	3122.6	3505.3	4174.0	5360.8	6431.2	5472.6	4296.9	3517.8	3178.5
72.5°	2053.4	2148.8	2536.1	3338.3	4786.8	5951.3	4834.1	3270.5	2352.6	2048.8
75°	681.2	757.5	1021.8	1730.6	3206.1	4450.8	3052.2	1531.4	809.4	582.6
77.5°	171.6	197.9	272.9	495.1	1278.9	2534.1	1151.3	404.4	220.3	153.9
80°	83.5	92.1	131.5	165.0	320.2	805.5	300.5	155.2	103.9	80.2
82.5°	46.0	46.7	74.3	93.4	119.0	208.4	123.6	90.7	59.8	48.7
85°	28.3	27.6	39.5	50.0	50.0	74.3	59.2	50.0	34.2	30.2
87.5°	11.2	11.2	14.5	15.8	13.8	19.1	15.1	16.4	13.2	12.5
90°	0.0	0.0	0.0	0.0	0.0	0.0	0.0	0.0	0.0	0.0

(END C

90°
1254.6
1261.1
1271.0
1282.8
1294.0
1305.2
1322.9
1344.6
1369.6
1394.6
1422.9
1461.7
1516.9
1591.9
1686.6
1802.3
1937.7
2087.0
2246.1
2401.9
2565.7
2712.3
2859.6
3026.6
3219.2
3469.8
3697.3
3630.9
3133.1
1982.4
551.0
137.4
73.6
48.7
31.6
13.2
0.0

OF REPORT)